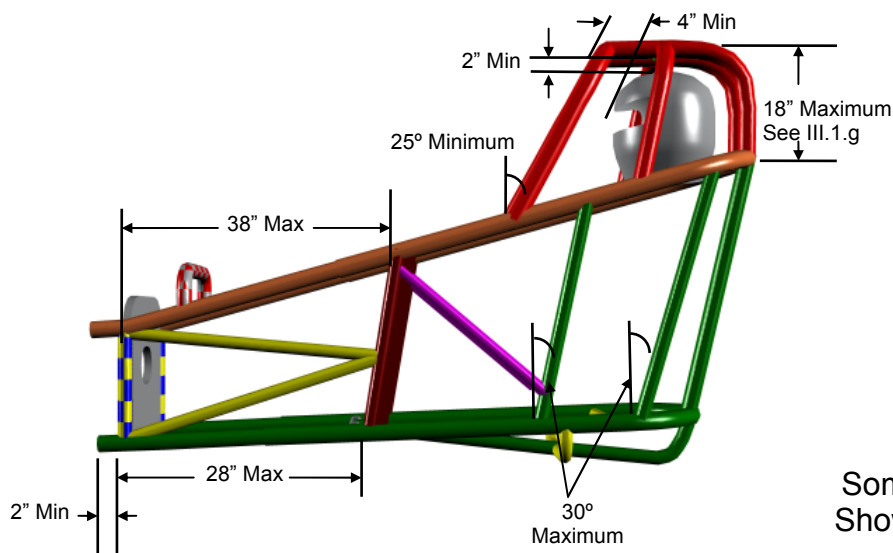


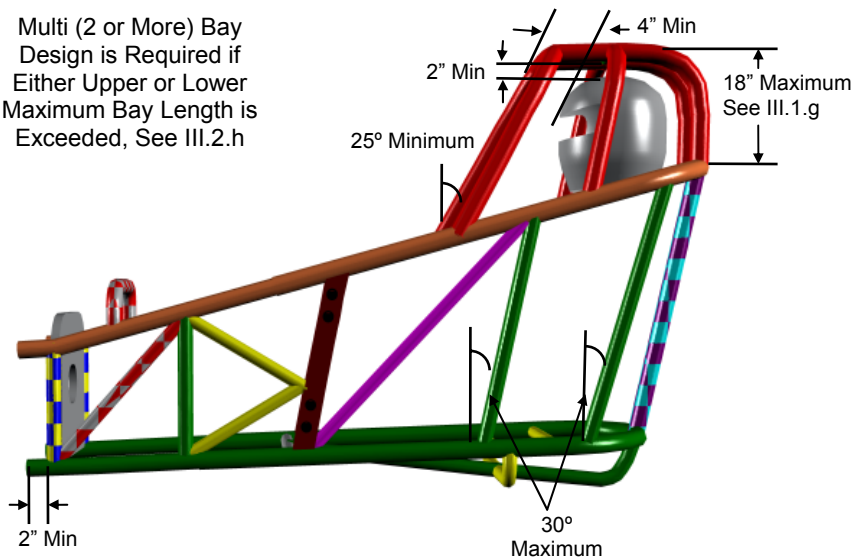
TECH ADVISORY for
SFI Specification 2.2C
Front Engine Dragster Roll Cage; 5.99 Seconds E.T. & Quicker
Effective: January 14, 2011

This tech advisory is meant to supplement SFI Spec 2.2C and does not replace or supersede any other requirements of that spec version, other than what is shown here. Changes are shown in bold/underlined print.

Paragraph III.2.h. The maximum lengths of a bay are 38 inches (96.5cm) as measured along the upper frame rails (#4), and 28 inches (71.1cm) as measured along the lower frame rails (#16 & #17). Bays exceeding any maximum length must be divided by an upright (#21) of 1 1/4" x .058" tubing.

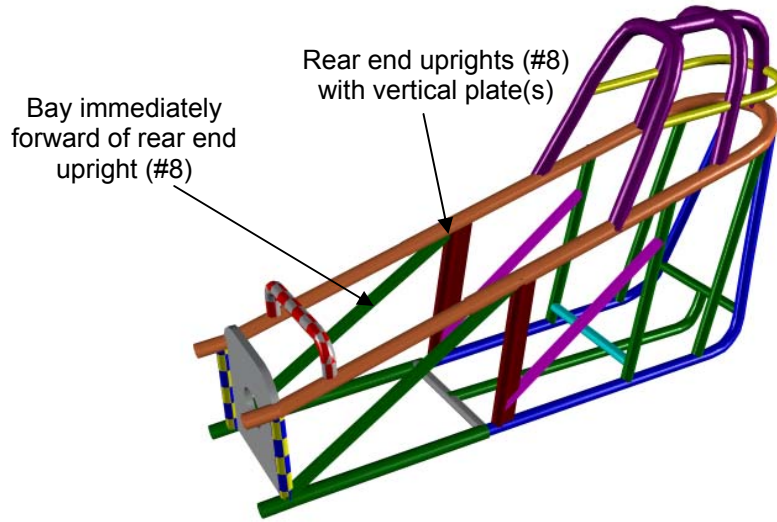


Multi (2 or More) Bay Design is Required if Either Upper or Lower Maximum Bay Length is Exceeded, See III.2.h

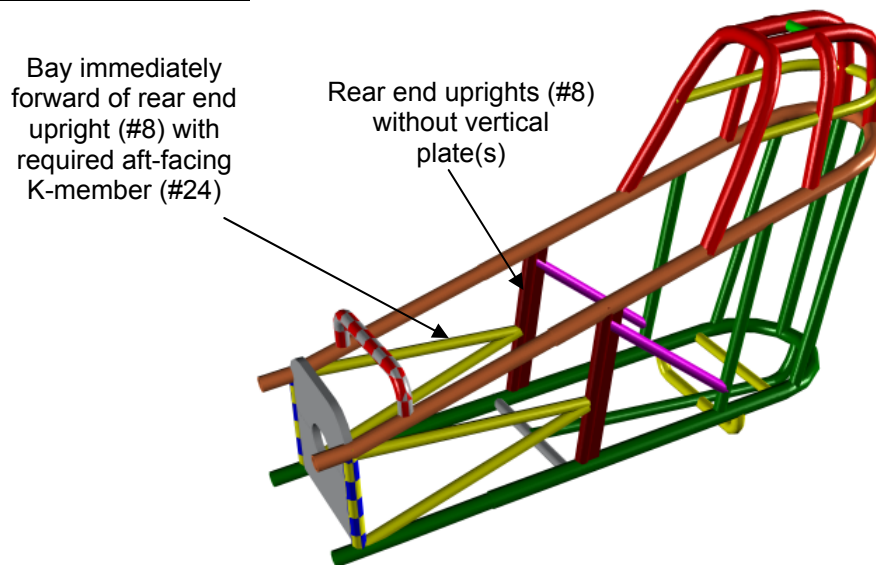


III.2.h, continued

In designs where the rear end uprights (#8) have either single or double welded vertical plates (See Paragraph IV.1.a of Spec 2.2C for plate and welding requirements), the bay immediately forward of the rear end upright (#8) must contain a diagonal (#22) of 1 1/4" x .058" tubing or X's or K's (#23) of 1" x .058" tubing. Diagonals, X's or K's must be partially welded to the rear end uprights. See below example.

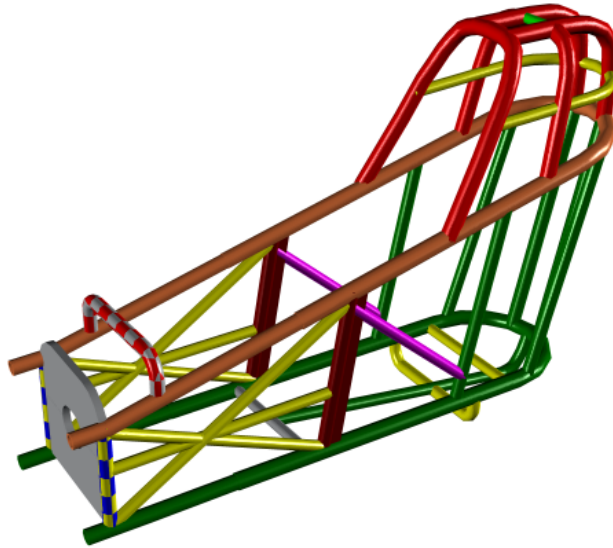


In designs where the rear end uprights (#8) do NOT have vertical plate(s) (See Paragraph IV.1.b), the bay immediately forward of the rear end upright (#8) must contain a 1" x .058" K-member (#24) only, with the point of the K-member facing aft, attached to the rear end upright (#8). A single diagonal or X-member is not acceptable in this bay. See below example.

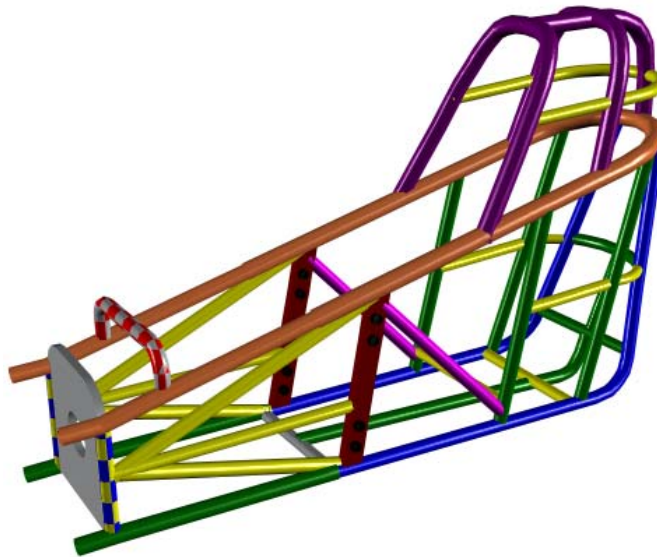


III.2.h, continued

EXISTING cars with a single diagonal (#22) in the bay immediately forward of the rear cross member (#8) may add a secondary diagonal and cross-members of 1"x .058", in lieu of the required K-member (#24). EXISTING cars with an existing X-member (#23) in the bay immediately forward of the rear cross member (#8) may add cross-members of 1"x .058" in lieu of the required K-member (#24). See below example.



EXISTING cars with a K-member (#23) in which the point faces forward in the bay immediately forward of the rear cross member (#8) may add a cross-member of 1"x .058", in lieu of the required aft-facing K-member (#24). See below example.



III.2.h, continued

In a multi (2 or more) bay design, each bay not immediately forward of the rear end upright (#8) must contain a diagonal (#22) of 1 1/8" x .058" tubing or X's or K's (#23) of 1" x .058". See below example.

